

EdTech to support students' language learning – A resource bank

Annika Schimpff & Petra Daryai-Hansen
Department of English, Germanic and
Romance Studies

Make a Difference Conference 2023,
16 November 2023, UCPH

KØBENHAVNS UNIVERSITET



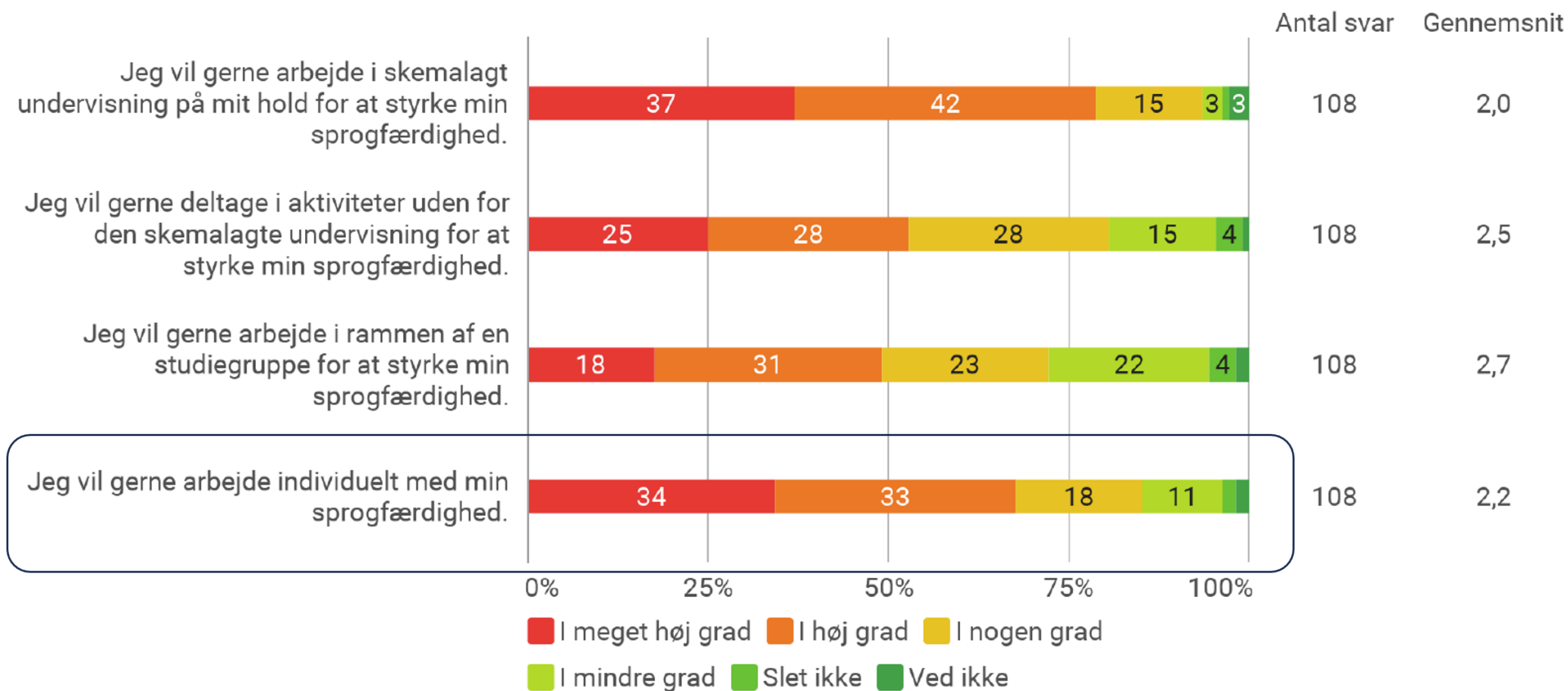


- Developed in 2023 by Annika Milena Schimpff and Petra Daryai-Hansen in collaboration with Lars Behnke, Eric Louis Hippolyte Viala and other colleagues from the Department of English, Germanic and Romance Studies.
- Financed by the so-called "Language Support for German and French", Danish government (2022-2024).

Agenda

- The resource bank: short presentation
- ChatGPT resources as part of the resource bank
- Initial student reflections
- Trying out some of the ChatGPT resources together
- Asking for comments/feedback

Survey, Department of English, Germanic and Romance Studies, Spring 2022



Ressource bank – introduction

- Resource bank on Absalon created for French and German BA students
- Organised as follows:

1. Language test
(Studieskolen)

2. A template to
define goals and
resources the
students will use
to achieve their
goals

3. Four modules
with online
resources

2024: Further
development
based on
student,
mentor and
teacher
feedback

Four modules with online resources

The resource bank consists of four modules: listening, speaking, reading, writing.

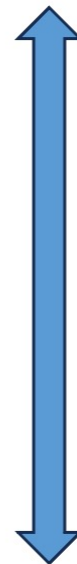
Each module consists of online resources for four levels (A2, B1, B2 and C1).

TALE (A2, B1, B2, C1)

LYTTE (A2, B1, B2, C1)

SKRIVE (A2, B1, B2, C1)

LÆSE (A2, B1, B2, C1)



In all four modules
ChatGPT resources
are included.

Integration of ChatGPT: Writing

ChatGPT:



- **Chat:** Du kan bede ChatGPT om at chatte med dig om et hvilket som helst emne. Sørg for at fortælle ChatGPT, hvilket niveau du har i tysk (f.eks. A2) og hvilket niveau og hvilken stil (uformel, formel, akademisk) du ønsker, at ChatGPT skal skrive til dig.
- **Redigering og korrekturlæsning:** Du kan bede ChatGPT om at rette en tekst, du har skrevet, og give dig forslag til, hvordan du kan forbedre din tekst (f.eks. stave- og grammatikfejl eller foreslå alternative sætningsstrukturer eller formuleringer).
- **Øvelse og læring:** Prøv at bruge ChatGPT til at generere skriveopfordringer eller til at øve dig i forskellige skrivestile og -formater. Du kan også bruge ChatGPT til at undersøge emner og indsamle oplysninger til din skrivning.
- **Flere råd om, hvordan du kan bruge ChatGPT til at forbedre dine skrivefærdigheder (på engelsk).**

Integration of ChatGPT: Reading

ChatGPT:



1. Brug ChatGPT til at generere læseforståelsesøvelser:

- For eksempel: Skriv et kort afsnit på tysk om en person, der besøger Berlinmuren, herunder specifikke detaljer som vejret, deres følelser og eventuelle udfordringer.

AN

Write a short paragraph in German about a person visiting the Berlin Wall, including specific details such as the weather, their feelings, and any challenges faced.



An einem sonnigen Frühlingstag machte sich die Person mit gemischten Gefühlen auf den Weg zur Berliner Mauer. Die warmen Sonnenstrahlen schienen auf ihr Gesicht, als sie die historische Stätte erreichte. Der Anblick der Überreste der Mauer hinterließ einen bleibenden Eindruck. Die Person fühlte sich von der Atmosphäre des Ortes ergriffen, aber auch von der Schwere der Vergangenheit. Es war eine Herausforderung, sich vorzustellen, wie das Leben während der Teilung gewesen sein musste. Trotzdem fühlte sich die Person auch dankbar für die heutige Freiheit und die Möglichkeit, diese historische Stätte zu besuchen.

- Brug genererede afsnit som dette som læseforståelsesøvelser. Læs teksten, og lav derefter spørgsmål for at teste din forståelse, f.eks. "Hvordan var vejret?" eller "Hvordan havde personen det, da han så på Berlinmuren?"

ELLER

2. Bed ChatGPT om at generere forståelsespørgsmål baseret på en given tekst

User prompt: Read this English paragraph and create comprehension questions: "Samantha went to the park and saw two children playing on the swings. She decided to bring her younger sister with her next time, so they could both enjoy the playground. Samantha loved visiting the park because it reminded her of her childhood."

AI response:

1. What did Samantha see in the park?
2. Whom does she want to bring along next time?
3. Why does Samantha love visiting the park?

By providing a passage or conversation, you can create comprehension questions to test your understanding of the text. Use the AI's questions to create self-assessment tasks or discussions with other learners.

Integration of ChatGPT: Listening

ChatGPT:



Skab dialogsimuleringer til lytteøvelser:

User prompt: You're at a train station in Germany and want to ask for directions to the nearest hotel.

AI response:

"Entschuldigung, könnten Sie mir bitte zeigen, wo das nächste Hotel ist?"
 (Excuse me, could you please show me where the nearest hotel is?)

By providing a context like this, you can create natural conversation samples to practice your listening skills. Record the AI's response using a text-to-speech tool in the target language, or have a native speaker record it, and use it as listening material.

Som "text-to-speech" værktøj kan du for eksempel bruge: <https://www.narakeet.com/>

Integration of ChatGPT: Speaking

ChatGPT:



Det er vigtigt at bemærke, at ChatGPT som en tekstbaseret AI ikke direkte kan evaluere din udtale og flydende talesprog. Men den kan stadig hjælpe dig indirekte ved at give dig relevante ressourcer, eksempler og vejledning til at forbedre disse aspekter af sprogindlæringen. Her er et par måder at bruge den til det formål:

1. Få forklaringer på udtaleregler og almindelige faldgruber:

User prompt: *Explain the rules of French nasal sounds and common mistakes.*

AI response: *"In French, nasal sounds occur when a vowel is followed by a single 'm' or 'n' in the same syllable. The four primary nasal sounds are 'an, en, 'on, 'in, un, and 'eu, œu'. Common mistakes include pronouncing these sounds as individual vowels and consonants or not emphasizing the nasal quality enough. Practice pronouncing words with nasal sounds like 'pain,' 'bon,' 'vin,' and 'peur.'" Seek explanations and advice on pronunciation rules, challenges, or common errors, especially in your target language. Use the provided guidance to focus on the correct pronunciation and practice accordingly.*

2. Bed om tungevriddere for at forbedre flydende tale:

User prompt: *Give me an Italian tongue twister to practice my fluency.*

AI response: *"Try practicing with this Italian tongue twister: 'Sopra la panca la capra campa, sotto la panca la capra crepa.' It translates to 'On the bench, the goat lives; under the bench, the goat dies.' Pay attention to your pronunciation and enunciation as you repeat it to improve your fluency."*

Request tongue twisters in your target language, as they can help you refine your pronunciation and fluency. Practicing these can be a fun way to challenge yourself and develop smoothness in speaking.

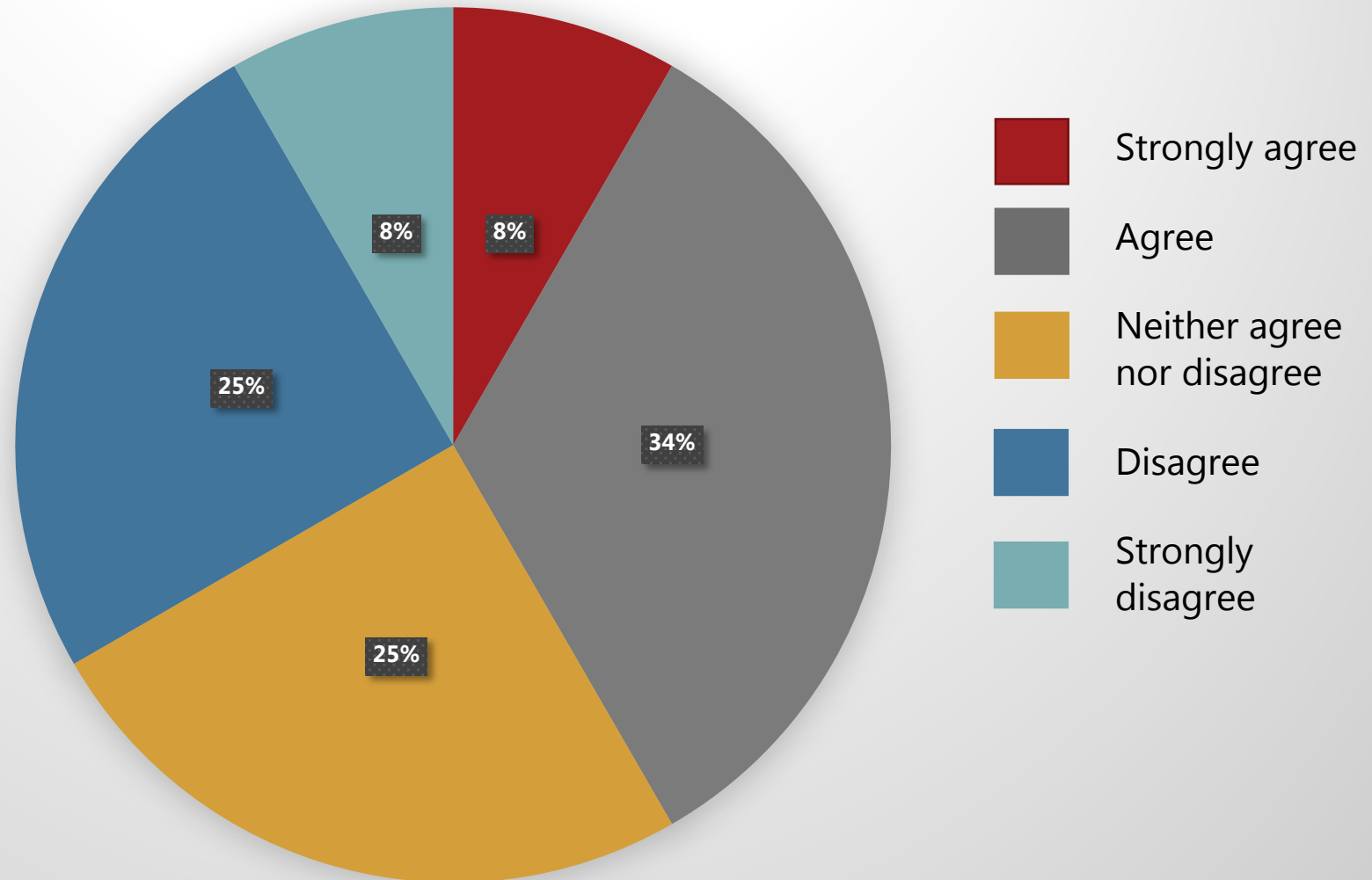
3. Spørg om ressourcer og råd til at forbedre udtalefærdighederne

Initial student reflections

- N=12
- First-year BA students in French and German
- Anonymous survey
- Analysis based on descriptive statistics (Holcomb, 1997) and qualitative content analysis (Mayring, 2014, 2015).

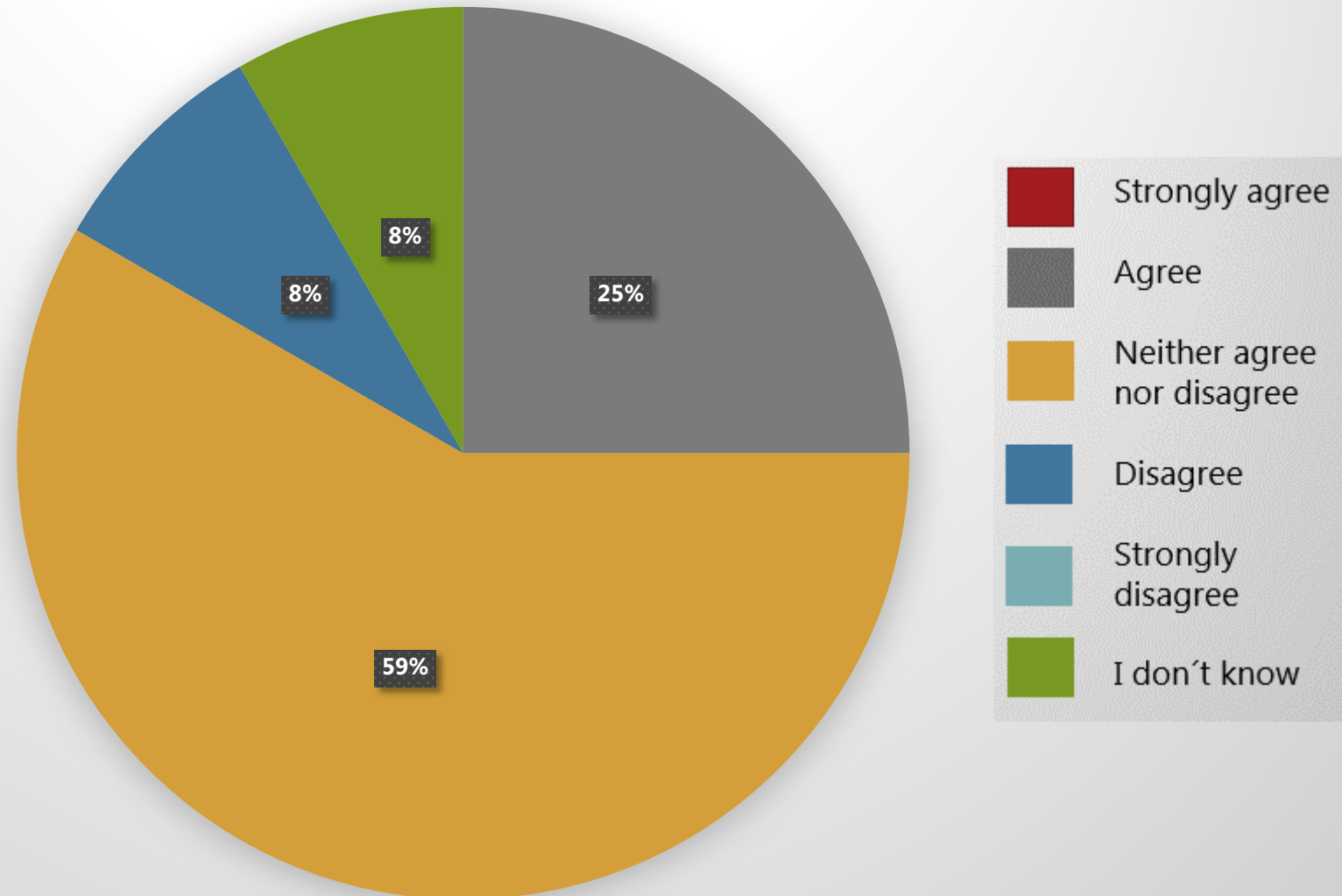
Initial student reflections

I would like to use ChatGPT resources in the future.



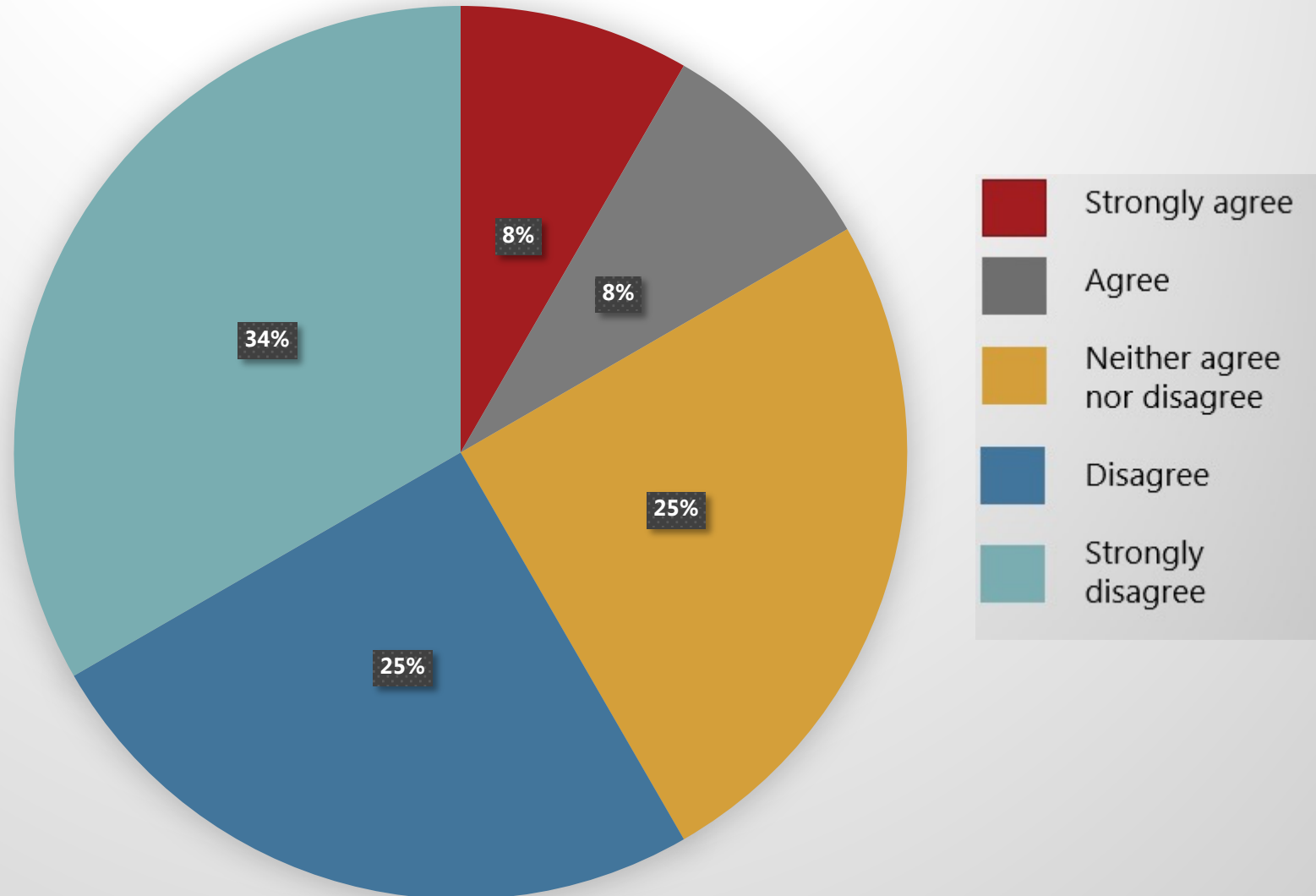
Initial student reflections

I think it is problematic to use ChatGPT resources to learn languages.



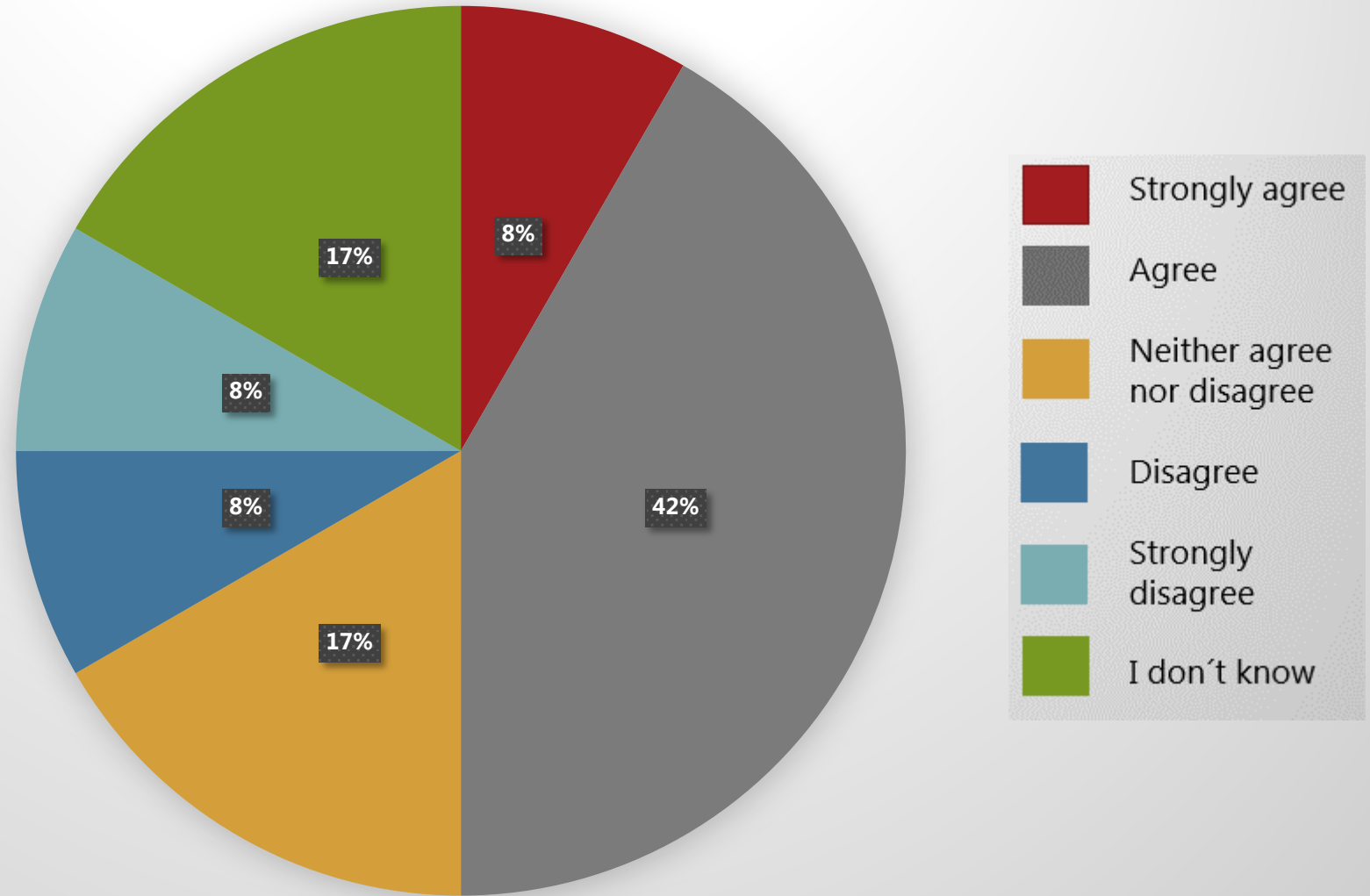
Initial student reflections

Using ChatGPT resources increases my motivation to learn languages.



Initial student reflections

ChatGPT resources can contribute to my language learning.




What do you think about using ChatGPT resources for language learning?

- "Not of interest to me"
- "...a sleeping pillow that makes you not think for yourself."
- "...it becomes problematic if it is used as a shortcut and thus reduces learning."
- "I can imagine using ChatGPT during my studies, but not for language learning, I'd rather just read or watch German TV."
- "I'd just rather solve tasks than write with a robot."
- "...it's a difficult balance."
- "However, with the reservations that you have to be critical, it can make mistakes and you have to use it to learn. I believe it will be a huge addition to education in general and is one of the biggest revolutions in education in recent times if used correctly."

What do you think about using ChatGPT resources for language learning?

- "... since they are part of the recommended resources, I would assume that they could be useful."

LET'S TRY IT OUT TOGETHER!



FOCUS ON WRITING

In groups of two choose one of the 2 exercises:

- **Chat:** You can ask ChatGPT to chat with you on any topic.
 - Make sure to tell ChatGPT what level of your foreign language you have (e.g. A2) and what level and style (informal, formal, academic) you want ChatGPT to write for you.
 - Example prompt: I want to chat with you in French. My level is B1 and I would like to practice in a formal language style.
- **Editing and proofreading:** You can ask ChatGPT to correct sentences/a text you have written and give you suggestions on how to improve your text.
 - Ask ChatGPT to check for spelling and grammar mistakes or suggest alternative sentence structures, wording or styles (informal, formal, academic).
 - Example prompt: Can you please check the following text for grammar mistakes and spelling: "...". OR: Can you please correct the following text and give me suggestions for 3 things I need to pay attention to in order to improve my writing skills: "...".

CEFR Level

A1 (beginning)

A2 (low intermediate)

B1 (intermediate)

B2 (high intermediate)

C1 (advanced)

C2 (mastery)

Comments and Feedback

